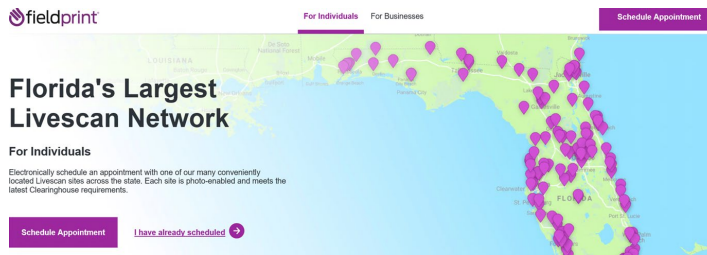


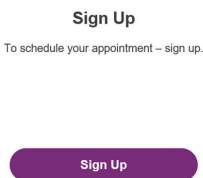


To schedule a fingerprinting appointment, please follow these simple instructions:

1. Visit www.fieldprintflorida.com.
2. Click on the “Schedule an Appointment” button.



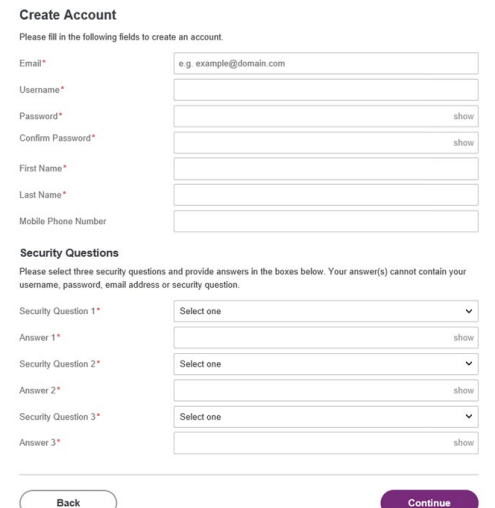
3. Select “Sign Up” to create an account as a New User.



4. Select “I agree” on the Consent Agreement.



5. Fill out the required fields in order to create an account and select 3 security questions from the drop down menu and type in the answers. Then click “Continue”.





- You will be sent a “Fieldprint Account Verification” email that contains an 8 digit code that must be entered on the “Verify Account” page. After entering the Verification Code select “Complete Registration”.

Verify Account

An email has been sent to your provided email address. The subject of the email will be “Fieldprint Account Verification” and will arrive from email sender auth@fieldprint.com.
Please follow the directions in the email to continue creating your account.
You may need to check your Junk or Spam folder.

ⓘ Please do not close your browser.
If your browsing session closes, please log back in using your username and password and enter the 8-digit Verification Code emailed to you at the email address provided during account creation. This Verification Code will expire after 30 minutes.

Verification Code*

Didn't receive an email? Click [here](#) to resend email.

[Complete Registration](#)

- Log in with your Username and Passowrd.

Your account has been verified
You have successfully verified your account, please log in.

Log in

Username

Password

[Back](#) [Login](#)

[Forgot username?](#) [Forgot password?](#)

- Type in the answer to your pre-selected security question and click “Continue”.
- Enter the Fieldprint code given to you by your employer/service provider then select “Continue with Fieldprint Code”.

Reason

Continue with Fieldprint Code

A Fieldprint code is required to continue. If you don't have a Fieldprint code, please contact the employer or organization that sent you to this website.
You may also leave the Fieldprint Code blank and try searching for the correct Reason using the search tool below.

Fieldprint Code

[Continue with Fieldprint Code](#)

- Enter the contact and demographic information required by the FBI and schedule a fingerprint appointment at the location of your choosing.
- At the end of the process, print the Confirmation Page. Take the Confirmation Page with you to your fingerprint appointment, along with two forms of identification.
- If you have any questions or problems, you may contact our customer service team at 877-614-4364 or customerservice@fieldprint.com.